



Please follow the below steps to access **Turnitin** tool through **Blackboard**.

1. Open the link : <https://elearning.qu.edu.qa>
2. Click on “**QU User Login**”



3. Sign in with your organizational account



جامعة قطر
QATAR UNIVERSITY

Sign in with your organizational account

☐ Keep me signed in

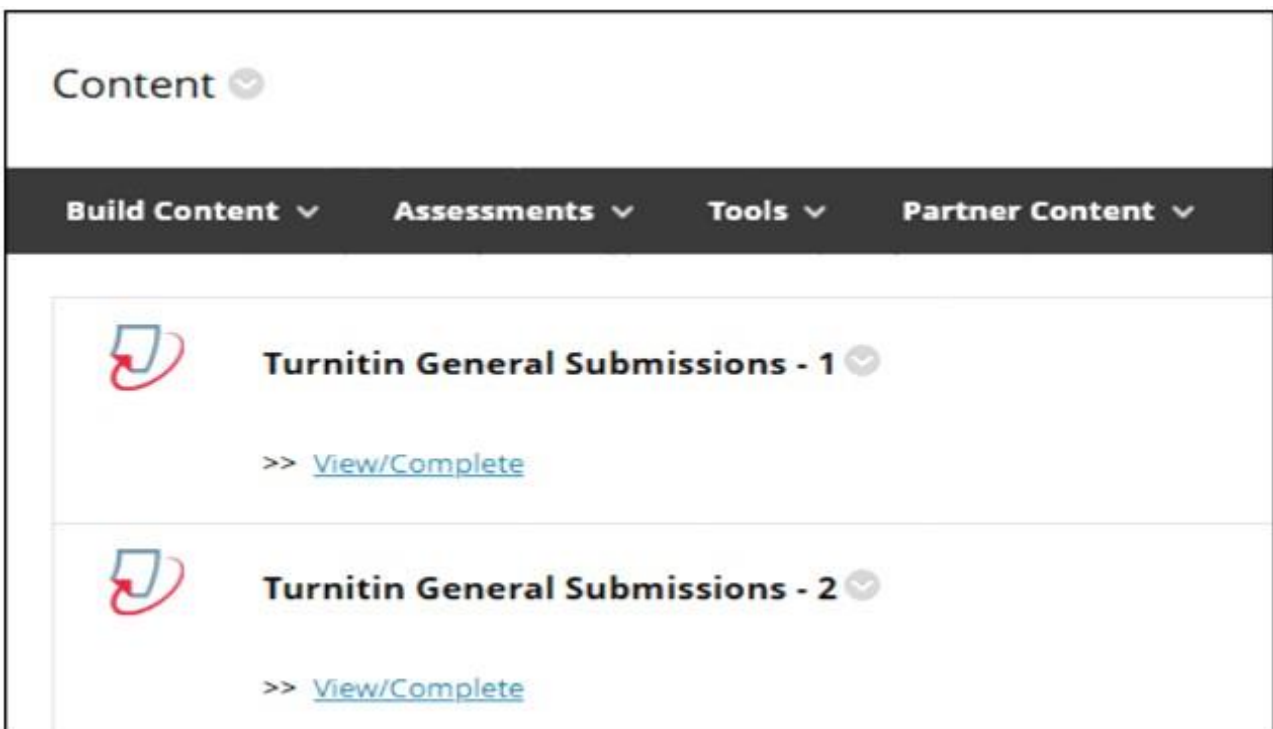
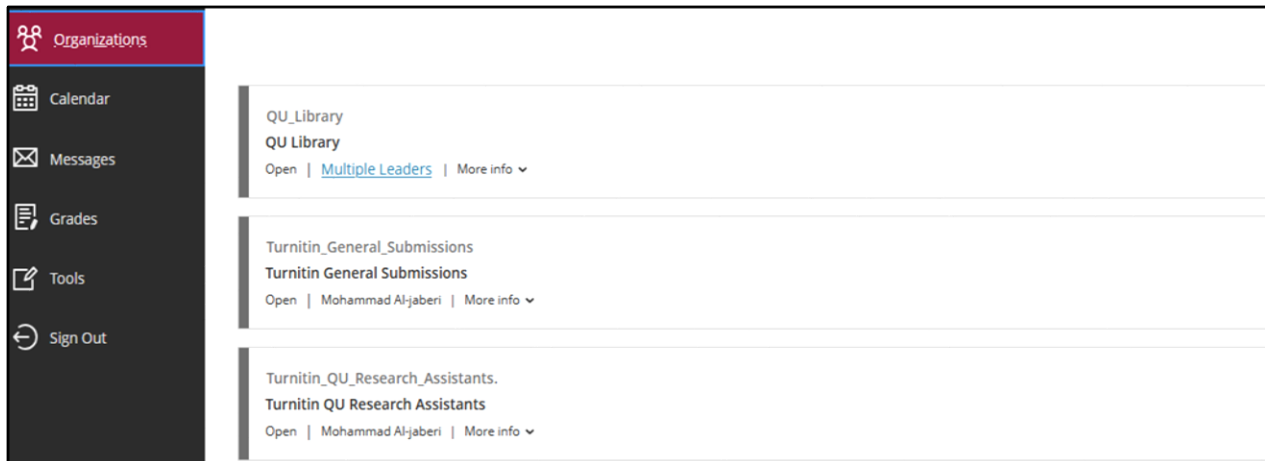
[Sign in](#)

Sign-in requires format UserID@YourDomain
(Example: AA12345@qu.edu.qa)


[Forgot password?](#)

4. Click on **“Organization”** tab, for grade students click on **“Turnitin General Submissions”**.

For research assistants click on **“Turnitin QU Research Assistants”** -> then will show two Turnitin submissions as shown in the below screen shots.




5. Click on **“View/Complete”** to submit your Turnitin assignment.

 Assignment Dashboard


> Turnitin General Submissions - 1 ?



Upload Submission

6. Click on “**Upload Submission**” to generate the similarity report.

Submit File 


Upload Review Complete



 Upload Submission  Text Input Cloud Submission ▾

Drag and drop or select a file from your device.

Submission Title

Submission File  No file selected.

Upload and Review